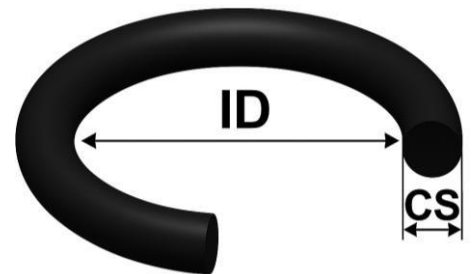


JIS B 2401 O-Ring Size Chart

The following tables list O-ring sizes in order of inside diameter. These sizes correspond to the **Japanese Standard JIS B 2401**. Most of these sizes are readily available from Katon® tooling, specially designed for Perfluoroelastomer FFKM and other fluorinated materials developed for mass production toolings.

Standard Sizing and Tolerances

All O-ring sizes provided in this chart are made according to recognized international standards, such as ASTM, AS568, JIS, and others. These sizes are for customer reference and selection. However, for actual applications, it is important to rely on the official specifications and gland dimensions. The final selection should always align with the actual application requirements, ensuring proper fit and performance.



The list of available sizes is continuously being expanded. For sizes not listed, Katon® offers custom solutions tailored to meet your specific needs.

For sizes not indicated here, please contact the nearest Katon® representative for further assistance or to inquire about special size options.



Note: The AS O-ring Size Chart includes a column showing both the Nominal Size and the Actual Size. The nominal size was originally used to list the approximate fractional dimensions of the O-ring. Before the widespread use of dial calipers, people often referred to a 1-inch by 1-1/4-inch O-ring as a -214 O-ring. The fractional dimensions were also used as the gland size. Therefore, the nominal size is based on the gland size, not the O-ring size itself.

JIS B 2401 O-ring Size Chart



JIS B 2401 Uniform	I.D.	Tol. +/-	C/S	Tol. +/-
P-3	2.80	0.14	1.90	0.08
P-4	3.80	0.14	1.90	0.08
P-5	4.80	0.15	1.90	0.08
P-6	5.80	0.15	1.90	0.08
P-7	6.80	0.16	1.90	0.08
P-8	7.80	0.16	1.90	0.08
P-9	8.80	0.17	1.90	0.08
P-10	9.80	0.17	1.90	0.08
P-10A	9.80	0.17	2.40	0.09
P-11	10.80	0.18	2.40	0.09
P-11.2	11.00	0.18	2.40	0.09
P-12	11.80	0.19	2.40	0.09
P-12.5	12.30	0.19	2.40	0.09
P-13.5	13.30	0.19	2.40	0.09
P-14	13.80	0.19	2.40	0.09
P-15	14.80	0.20	2.40	0.09
P-16	15.80	0.20	2.40	0.09
P-17	16.80	0.21	2.40	0.09
P-18	17.80	0.21	2.40	0.09
P-19	18.80	0.22	2.40	0.09
P-20	19.80	0.22	2.40	0.09
P-21	20.80	0.23	2.40	0.09
P-22	21.80	0.24	2.40	0.09
P-22A	21.70	0.24	3.50	0.10
P-22.4	22.10	0.24	3.50	0.10
P-23	22.80	0.24	3.50	0.10
P-24	23.70	0.24	3.50	0.10
P-25	24.70	0.25	3.50	0.10
P-25.5	25.20	0.25	3.50	0.10
P-26	25.70	0.26	3.50	0.10
P-28	27.70	0.28	3.50	0.10
P-29	28.70	0.28	3.50	0.10
P-29.5	29.20	0.29	3.50	0.10
P-30	29.70	0.29	3.50	0.10
P-31	30.70	0.30	3.50	0.10
P-32	31.70	0.31	3.50	0.10
P-34	33.70	0.33	3.50	0.10
P-35	34.70	0.34	3.50	0.10
P-35.5	35.20	0.34	3.50	0.10
P-36	35.70	0.37	3.50	0.10

Contact sales@katonseal.com for further information

JIS B 2401 O-ring Size Chart



JIS B 2401 Uniform	I.D.	Tol. +/-	C/S	Tol. +/-
P-38	37.70	0.37	3.50	0.10
P-39	38.70	0.37	3.50	0.10
P-40	39.70	0.37	3.50	0.10
P-41	40.70	0.38	3.50	0.10
P-42	41.70	0.39	3.50	0.10
P-43	42.70	0.41	3.50	0.10
P-44	43.70	0.41	3.50	0.10
P-45	44.70	0.41	3.50	0.10
P-46	45.70	0.42	3.50	0.10
P-47	46.70	0.43	3.50	0.10
P-47A	46.70	0.43	5.70	0.13
P-48	47.70	0.44	3.50	0.10
P-48A	47.60	0.44	5.70	0.13
P-49	48.70	0.45	3.50	0.10
P-50	49.70	0.45	3.50	0.10
P-50A	49.60	0.45	5.70	0.13
P-52	51.60	0.47	5.70	0.13
P-53	52.60	0.48	5.70	0.13
P-55	54.60	0.49	5.70	0.13
P-56	55.60	0.50	5.70	0.13
P-58	57.60	0.52	5.70	0.13
P-60	59.60	0.53	5.70	0.13
P-62	61.60	0.57	5.70	0.13
P-63	62.60	0.57	5.70	0.13
P-65	64.60	0.57	5.70	0.13
P-67	66.60	0.59	5.70	0.13
P-70	69.60	0.61	5.70	0.13
P-71	70.60	0.61	5.70	0.13
P-75	74.60	0.65	5.70	0.13
P-80	79.60	0.69	5.70	0.13
P-85	84.60	0.73	5.70	0.13
P-90	89.60	0.77	5.70	0.13
P-95	94.60	0.81	5.70	0.13
P-100	99.60	0.84	5.70	0.13
P-102	101.60	0.85	5.70	0.13
P-105	104.60	0.87	5.70	0.13
P-110	109.60	0.91	5.70	0.13
P-112	111.60	0.92	5.70	0.13
P-115	115.00	0.94	5.70	0.13
P-120	119.60	0.98	5.70	0.13

Contact sales@katonseal.com for further information

JIS B 2401 O-ring Size Chart



JIS B 2401 Uniform	I.D.	Tol. +/-	C/S	Tol. +/-
P-125	125.00	1.01	5.70	0.13
P-130	129.60	1.05	5.70	0.13
P-132	131.60	1.06	5.70	0.13
P-135	134.60	1.09	5.70	0.13
P-140	139.60	1.12	5.70	0.13
P-145	144.60	1.16	5.70	0.13
P-150	149.60	1.19	5.70	0.13
P-150A	149.50	1.19	8.40	0.15
P-155	154.50	1.23	8.40	0.15
P-160	159.50	1.26	8.40	0.15
P-165	164.50	1.30	8.40	0.15
P-170	169.50	1.34	8.40	0.15
P-175	174.50	1.37	8.40	0.15
P-180	179.50	1.40	8.40	0.15
P-185	184.50	1.44	8.40	0.15
P-190	189.50	1.48	8.40	0.15
P-195	194.50	1.51	8.40	0.15
P-200	199.50	1.55	8.40	0.15
P-205	204.50	1.58	8.40	0.15
P-209	208.50	1.61	8.40	0.15
P-210	209.50	1.62	8.40	0.15
P-215	214.50	1.65	8.40	0.15
P-220	219.50	1.68	8.40	0.15
P-225	224.50	1.71	8.40	0.15
P-230	229.50	1.75	8.40	0.15
P-235	234.50	1.78	8.40	0.15
P-240	239.50	1.81	8.40	0.15
P-245	244.50	1.84	8.40	0.15
P-250	249.50	1.88	8.40	0.15
P-255	254.50	1.91	8.40	0.15
P-260	259.50	1.94	8.40	0.15
P-265	264.50	1.97	8.40	0.15
P-270	269.50	2.01	8.40	0.15
P-275	274.50	2.04	8.40	0.15
P-280	279.50	2.07	8.40	0.15
P-285	284.50	2.10	8.40	0.15
P-290	289.50	2.14	8.40	0.15
P-295	294.50	2.17	8.40	0.15
P-300	299.50	2.20	8.40	0.15
P-305	304.50	2.20	8.40	0.15

Contact sales@katonseal.com for further information

JIS B 2401 O-ring Size Chart



JIS B 2401 Uniform	I.D.	Tol. +/-	C/S	Tol. +/-
P-310	309.50	2.27	8.40	0.15
P-315	314.50	2.30	8.40	0.15
P-320	319.50	2.33	8.40	0.15
P-325	324.50	2.36	8.40	0.15
P-330	329.50	2.39	8.40	0.15
P-335	334.50	2.42	8.40	0.15
P-340	339.50	2.45	8.40	0.15
P-345	344.50	2.48	8.40	0.15
P-350	349.50	2.51	8.40	0.15
P-355	354.50	2.54	8.40	0.15
P-360	359.50	2.57	8.40	0.15
P-365	364.50	2.60	8.40	0.15
P-370	369.50	2.63	8.40	0.15
P-375	374.50	2.67	8.40	0.15
P-380	379.50	2.70	8.40	0.15
P-385	384.50	2.73	8.40	0.15
P-390	389.50	2.77	8.40	0.15
P-395	394.50	2.79	8.40	0.15
P-400	399.50	2.82	8.40	0.15
P-405	404.50	3.00	8.40	0.15
P-410	409.50	3.00	8.40	0.15
P-415	414.50	3.00	8.40	0.15
P-420	419.50	3.00	8.40	0.15
P-445	444.50	3.00	8.40	0.15
P-450	449.50	3.00	8.40	0.15
P-470	469.50	3.30	8.40	0.15
P-485	484.50	3.30	8.40	0.15
P-630	629.50	4.70	8.40	0.15
P-665	664.50	4.70	8.40	0.15
P-700	699.50	4.70	8.40	0.15
G-24	23.40	0.25	3.10	0.10
G-25	24.40	0.25	3.10	0.10
G-30	29.40	0.29	3.10	0.10
G-32	31.40	0.33	3.10	0.10
G-35	34.40	0.33	3.10	0.10
G-39	38.40	0.37	3.10	0.10
G-40	39.40	0.37	3.10	0.10
G-42	41.40	0.41	3.10	0.10
G-45	44.40	0.41	3.10	0.10
G-50	49.40	0.45	3.10	0.10

Contact sales@katonseal.com for further information

JIS B 2401 O-ring Size Chart



JIS B 2401 Uniform	I.D.	Tol. +/-	C/S	Tol. +/-
G-52	51.40	0.47	3.10	0.10
G-55	54.40	0.49	3.10	0.10
G-58	57.40	0.51	3.10	0.10
G-60	59.40	0.53	3.10	0.10
G-62	61.40	0.54	3.10	0.10
G-65	64.40	0.57	3.10	0.10
G-68	67.40	0.60	3.10	0.10
G-69	68.40	0.60	3.10	0.10
G-70	69.40	0.61	3.10	0.10
G-72	71.40	0.63	3.10	0.10
G-75	74.40	0.65	3.10	0.10
G-80	79.40	0.69	3.10	0.10
G-85	84.40	0.73	3.10	0.10
G-90	89.40	0.77	3.10	0.10
G-95	94.40	0.81	3.10	0.10
G-100	99.40	0.85	3.10	0.10
G-105	104.40	0.87	3.10	0.10
G-110	109.40	0.91	3.10	0.10
G-115	114.40	0.94	3.10	0.10
G-120	119.40	0.98	3.10	0.10
G-125	124.40	1.01	3.10	0.10
G-130	129.40	1.05	3.10	0.10
G-135	134.40	1.08	3.10	0.10
G-140	139.40	1.12	3.10	0.10
G-145	144.40	1.16	3.10	0.10
G-150	149.30	1.19	5.70	0.13
G-155	154.30	1.23	5.70	0.13
G-160	159.30	1.26	5.70	0.13
G-165	164.30	1.30	5.70	0.13
G-170	169.00	1.33	5.70	0.13
G-175	174.30	1.37	5.70	0.13
G-180	179.30	1.40	5.70	0.13
G-185	184.30	1.44	5.70	0.13
G-190	189.30	1.47	5.70	0.13
G-195	194.30	1.51	5.70	0.13
G-200	199.30	1.55	5.70	0.13
G-205	204.30	1.58	5.70	0.13
G-210	209.30	1.61	5.70	0.13
G-215	214.30	1.65	5.70	0.13
G-220	219.30	1.68	5.70	0.13

Contact sales@katonseal.com for further information

JIS B 2401 O-ring Size Chart



JIS B 2401 Uniform	I.D.	Tol. +/-	C/S	Tol. +/-
G-225	224.30	1.71	5.70	0.13
G-230	229.30	1.73	5.70	0.13
G-235	234.30	1.78	5.70	0.13
G-240	239.30	1.81	5.70	0.13
G-245	244.30	1.84	5.70	0.13
G-250	249.30	1.88	5.70	0.13
G-255	254.30	1.91	5.70	0.13
G-260	259.30	1.94	5.70	0.13
G-265	264.30	1.97	5.70	0.13
G-270	269.30	2.01	5.70	0.13
G-275	274.30	2.04	5.70	0.13
G-280	279.30	2.07	5.70	0.13
G-285	284.30	2.10	5.70	0.13
G-290	289.30	2.14	5.70	0.13
G-295	294.30	2.17	5.70	0.13
G-300	299.30	2.20	5.70	0.13
G-305	304.30	2.24	5.70	0.13
G-310	309.30	2.27	5.70	0.13
G-315	314.30	2.30	5.70	0.13
G-320	319.30	2.33	5.70	0.13
G-325	324.30	2.36	5.70	0.13
G-330	329.30	2.39	5.70	0.13
G-335	334.30	2.42	5.70	0.13
G-340	339.30	2.45	5.70	0.13
G-345	344.30	2.48	5.70	0.13
G-350	349.30	2.51	5.70	0.13
G-355	354.30	2.54	5.70	0.13
G-360	359.30	2.57	5.70	0.13
G-365	364.30	2.60	5.70	0.13
G-370	369.30	2.63	5.70	0.13
G-375	374.30	2.67	5.70	0.13
G-380	379.30	2.70	5.70	0.13
G-385	384.30	2.73	5.70	0.13
G-390	389.30	2.77	5.70	0.13
G-395	394.30	2.79	5.70	0.13
G-400	399.30	2.82	5.70	0.13
G-405	404.30	3.00	5.70	0.13
G-410	409.30	3.00	5.70	0.13
G-415	414.30	3.00	5.70	0.13
G-420	419.30	3.00	5.70	0.13

Contact sales@katonseal.com for further information

JIS B 2401 O-ring Size Chart



JIS B 2401 Uniform	I.D.	Tol. +/-	C/S	Tol. +/-
G-425	424.30	3.00	5.70	0.13
G-430	429.30	3.00	5.70	0.13
G-435	434.30	3.00	5.70	0.13
G-440	439.30	3.00	5.70	0.13
G-450	449.30	3.00	5.70	0.13
G-455	454.30	3.30	5.70	0.13
G-460	459.30	3.30	5.70	0.13
G-470	469.30	3.30	5.70	0.13
G-475	474.30	3.30	5.70	0.13
G-480	479.30	3.30	5.70	0.13
S-2	1.50	0.15	1.50	0.10
S-3	2.50	0.15	1.50	0.10
S-4	3.50	0.15	1.50	0.10
S-5	4.50	0.15	1.50	0.10
S-6	5.50	0.15	1.50	0.10
S-7	6.50	0.15	1.50	0.10
S-8	7.50	0.15	1.50	0.10
S-9	8.50	0.15	1.50	0.10
S-10	9.50	0.15	1.50	0.10
S-11.2	10.70	0.15	1.50	0.10
S-12	11.50	0.15	1.50	0.10
S-12.5	12.00	0.15	1.50	0.10
S-13	12.50	0.15	1.50	0.10
S-14	13.50	0.23	1.50	0.10
S-15	14.50	0.23	1.50	0.10
S-16	15.50	0.23	1.50	0.10
S-18	17.50	0.25	1.50	0.10
S-20	19.50	0.25	1.50	0.10
S-22	21.50	0.25	1.50	0.10
S-22.4	21.90	0.25	2.00	0.10
S-24	23.50	0.25	2.00	0.10
S-25	24.50	0.25	2.00	0.10
S-26	25.50	0.25	2.00	0.10
S-28	27.50	0.25	2.00	0.10
S-29	28.50	0.28	2.00	0.10
S-30	29.50	0.28	2.00	0.10
S-31.5	31.00	0.28	2.00	0.10
S-32	31.50	0.33	2.00	0.10
S-34	33.50	0.33	2.00	0.10
S-35	34.50	0.33	2.00	0.10

Contact sales@katonseal.com for further information

JIS B 2401 O-ring Size Chart



JIS B 2401 Uniform	I.D.	Tol. +/-	C/S	Tol. +/-
S-35.5	35.00	0.33	2.00	0.10
S-36	35.50	0.33	2.00	0.10
S-38	37.50	0.33	2.00	0.10
S-40	39.50	0.33	2.00	0.10
S-42	41.50	0.38	2.00	0.10
S-44	43.50	0.38	2.00	0.10
S-45	44.50	0.38	2.00	0.10
S-46	45.50	0.38	2.00	0.10
S-48	47.50	0.46	2.00	0.10
S-50	49.50	0.46	2.00	0.10
S-53	52.50	0.46	2.00	0.10
S-55	54.50	0.46	2.00	0.10
S-56	55.50	0.46	2.00	0.10
S-60	59.50	0.46	2.00	0.10
S-63	62.50	0.46	2.00	0.10
S-65	64.50	0.51	2.00	0.10
S-67	66.50	0.51	2.00	0.10
S-70	69.50	0.51	2.00	0.10
S-75	74.50	0.61	2.00	0.10
S-80	79.50	0.61	2.00	0.10
S-85	84.50	0.61	2.00	0.10
S-90	89.50	0.69	2.00	0.10
S-95	94.50	0.69	2.00	0.10
S-100	99.50	0.69	2.00	0.10
S-105	104.50	0.76	2.00	0.10
S-110	109.50	0.76	2.00	0.10
S-112	111.50	0.76	2.00	0.10
S-115	114.50	0.76	2.00	0.10
S-120	119.50	0.76	2.00	0.10
S-125	124.50	0.94	2.00	0.10
S-130	129.50	0.94	2.00	0.10
S-132	131.50	0.94	2.00	0.10
S-135	134.50	0.94	2.00	0.10
S-140	139.50	0.94	2.00	0.10
S-145	144.50	0.94	2.00	0.10
S-150	149.50	0.94	2.00	0.10
S-175	174.50	0.94	2.00	0.10
V-10	9.50	0.15	4.00	0.10
V-12	11.50	0.15	4.00	0.10
V-15	14.50	0.15	4.00	0.10

Contact sales@katonseal.com for further information

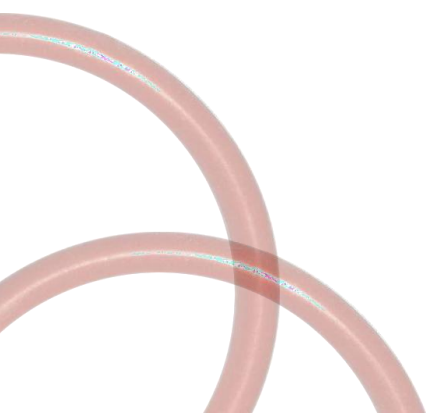
JIS B 2401 O-ring Size Chart

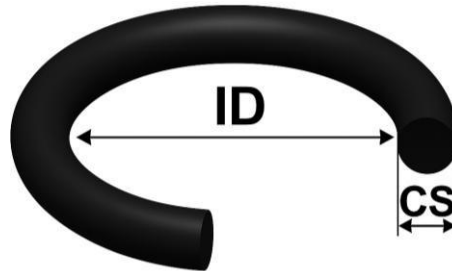
Katon®

JIS B 2401 Uniform	I.D.	Tol. +/-	C/S	Tol. +/-
V-20	19.50	0.20	4.00	0.10
V-24	23.50	0.24	4.00	0.10
V-34	33.50	0.30	4.00	0.10
V-35A	35.00	0.37	4.00	0.10
V-40	39.50	0.37	4.00	0.10
V-46	45.50	0.49	4.00	0.10
V-55	54.50	0.49	4.00	0.10
V-60	59.50	0.49	4.00	0.10
V-70	69.00	0.61	4.00	0.10
V-80	79.00	0.61	4.00	0.10
V-85	84.00	0.72	4.00	0.10
V-100	99.00	0.83	4.00	0.10
V-110	109.00	0.97	4.00	0.10
V-120	119.00	0.97	4.00	0.10
V-150	148.50	1.18	4.00	0.10
V-160	158.00	1.18	4.00	0.10
V-175	173.00	1.36	4.00	0.10
V-185	183.00	1.53	4.00	0.10
V-190	188.00	1.53	4.00	0.10
V-195	193.00	1.53	4.00	0.10
V-200	198.00	1.53	4.00	0.10
V-205	203.00	1.53	4.00	0.10
V-210	208.00	1.70	4.00	0.10
V-215	213.00	1.70	4.00	0.10
V-220	218.00	1.70	4.00	0.10
V-225	222.50	1.70	6.00	0.15
V-250	247.50	1.95	6.00	0.15
V-275	272.00	2.02	6.00	0.15
V-280	277.00	2.27	6.00	0.15
V-290	287.00	2.27	6.00	0.15
V-295	292.00	2.27	6.00	0.15
V-300	297.00	2.27	6.00	0.15
V-305	302.00	2.34	6.00	0.15
V-315	312.00	2.34	6.00	0.15
V-320	317.00	2.34	6.00	0.15
V-325	321.50	2.34	6.00	0.15
V-330	326.50	2.51	6.00	0.15
V-340	336.50	2.51	6.00	0.15
V-345	341.50	2.51	6.00	0.15
V-350	346.50	2.51	6.00	0.15

Contact sales@katonseal.com for further information

JIS B 2401 Uniform	I.D.	Tol. +/-	C/S	Tol. +/-
V-355	351.50	2.68	6.00	0.15
V-365	361.50	2.68	6.00	0.15
V-370	366.50	2.68	6.00	0.15
V-375	371.50	2.68	6.00	0.15
V-380	376.00	2.68	6.00	0.15
V-390	386.00	2.83	6.00	0.15
V-395	391.00	2.83	6.00	0.15
V-400	396.00	2.83	6.00	0.15
V-405	401.00	2.99	6.00	0.15
V-415	411.00	2.99	6.00	0.15
V-420	416.00	2.99	6.00	0.15
V-425	421.00	2.99	6.00	0.15
V-430	425.50	2.99	6.00	0.15
V-480	475.00	3.30	10.00	0.30
V-530	524.50	3.60	10.00	0.30
V-585	579.00	4.00	10.00	0.30
V-640	633.50	4.24	10.00	0.30
V-690	683.00	4.54	10.00	0.30
V-740	732.50	4.83	10.00	0.30
V-790	782.50	4.89	10.00	0.30
V-845	836.50	4.89	10.00	0.30
V-950	940.50	4.89	10.00	0.30
V-1055	1044.00	4.89	10.00	0.30
GS-285	284.30	2.11	3.10	0.10
GS-305	304.30	2.24	3.10	0.10
GS-310	309.30	2.27	3.10	0.12
GS-325	324.30	2.36	3.10	0.12
GS-345	344.30	2.48	3.10	0.12
GS-365	364.30	2.60	3.10	0.12
GS-385	384.30	2.73	3.10	0.12
GS-405	404.30	3.00	3.10	0.12
GS-425	424.30	3.00	3.10	0.12





Important Notes:

- **Sizing Confirmation:** The sizes listed are for reference and selection purposes only. Please ensure that the final O-ring selection meets the specific requirements of your application by verifying the gland dimensions and other relevant factors.
- **Custom Solutions:** If the required size is not listed or if you have special sealing needs, Katon® offers custom O-ring solutions tailored to your unique specifications. Contact us for more information or to discuss your project.
- **Quality Assurance:** All Katon® O-rings are produced with precision to international standards (ASTM, AS568, JIS, etc.) and undergo rigorous quality control processes to ensure they meet the highest performance and durability.
- **Technical Support:** For assistance with material selection, product compatibility, or custom sizing, our engineering team is here to help. Please don't hesitate to reach out to your nearest Katon® representative.